

This document is exclusive MARECO LUCE s.r.l., is strictly prohibited disclosure or reproduction, even partial, as well the use of without written consent of MARECO LUCE s.r.l..The company reserves the right to change models, dimensions and materials at any time without notice.

## PRODUCT DATA SHEET

### Snap Plus

Code : 027317AB

#### PRODUCT FAMILY

- Led square applique for indoor and outdoor for wall or ceiling application (IP65) through the Click fastening system

#### MATERIAL CHARACTERISTICS

- Housing (base), deflector and decorative ring, made from stabilized, anti-UV ABS-coloured granules (white colour)
  - Polyester powder coating with a pretreatment (Phosphochromating method) to ensure high protection against weathering
  - Diffuser in opal PMMA (acrylic) sealed with pure neutral silicone, anti-mold with low elastic modulus
- for an excellent resistance to aging, weathering, and UV rays (only LED version)
- A2 stainless steel screws

Mechanical properties of silicone, polymerized 7 days at 22°C and 50% relative humidity

- Hardness, Shore A 37
- Tensile strength MPa 2,5
- Elongation at break %680

#### COLOUR

- White RAL 9003
- Grey RAL 9007

#### LIGHTING CHARACTERISTICS

- LED's lighting source in fixed position
- Round symmetrical light throw
- Immediately ON at 100% of the light flux

#### WIRING CHARACTERISTICS

- 12.4W LED's module with 64 LED's + 10 emergency
- Built-in driver
- Emergency mode, 3h duration

#### CHARACTERISTICS OF EMERGENCY CIRCUIT

- Supply voltage: 220-240V 50-60Hz
- Supply current: 30mA max cos 0,55
- Max operating temperature measured on the battery shell: 70°C
- Ambient temperature: 5÷45°C
- Charge time: 24h or 12h depending on the application
- Terminal block rating: 1.5mm<sup>2</sup>
- Charging device with reinforced insulation that can charge the battery normally according to the test of point 22.3 of the standard CEI EN 61347-2-7:2012
- Thermal protection C.5.e

#### CHARACTERISTICS OF MOTION SENSOR (for versions including sensor)

- Operating voltage: 220-240Vac, 50Hz
- HF system: 5.8GHz±75MHz
- Transmitting power: <0.5mW
- Power consumption: <0.5W (standby)
- Detection zone Max (DxH): 12mtx6mt
- Detection sensitivity: 10%/25%/50%/75%/100%
- Hold time: 5s/30s/90s/3min/20min/30min
- Daylight sensor: 2lux/10lux/25lux/50lux/Disable
- Mounting height: 6mt Max
- Motion detection: 0.5-3m/s
- Detection angle  
150° (wall installation)  
360° (ceiling installation)

#### INSTALLATION AND ORDINARY MAINTENANCE CHARACTERISTICS

- Luminaire for direct wall/ceiling fixing through Click fastening system (included in the version with emergency and emergency + motion sensor)
- Ordinary maintenance by turning the luminaire anti-clockwise (versions with emergency and emergency + sensor)

#### COMPULSORY ACCESSORY (NO EMERGENCY AND EMERGENCY AND MOTION SENSOR VERSION) - COD.4000.1000

- Click: Reinforced thermoplastic patented fastening system for ceiling lamps of the Click and Light range

#### DIMENSIONS

- 300x300x90mm

#### TECHNICAL SPECS

- Step MacAdam: 3
- Lifetime Led's: L70>36Kh - Tc55°C
- Lifetime Driver: 30Kh
- Power factor: >0.5
- Warranty: 5 years
- Performance in emergency mode:
  - 138 lm - 4000K
  - 130 lm - 3000K

#### TECHNICAL SPECS 4000K

- LED's output: 2000lm@tc25°C
- Luminaire output: 1431lm@ta25°C
- LED's consumption: 12.4W
- Luminaire consumption: 16.1W
- Luminaire consumption: 14.9W (emergency versions)
- LED's efficiency: 124lm/W
- Luminaire efficiency: 89lm/W
- Emergency luminaire efficiency: 138lm/W

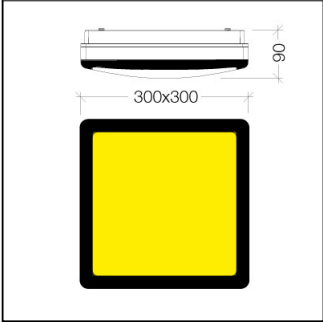
#### TECHNICAL SPECS 3000K




- LED's output: 1920lm@tc25°C
- Luminaire output: 1374lm@ta25°C
- LED's consumption: 12.4W
- Luminaire consumption: 16.1W
- Luminaire consumption: 14.9W (emergency versions)
- LED's efficiency: 119lm/W
- Luminaire efficiency: 85lm/W
- Emergency luminaire efficiency: 130lm/W

Rev. 3 - 01/09/20

#### Details

- Conformity with EU Directives
- Double insulation/class II
- IK03
- RG0
- CRI>80
- IP 65



220-240V 50/60Hz 16,1W  
CE  IK  RG  IP65

