

Use and maintenance instructions

DRACMA 110

Ground recessed luminaire including the recessed box.

TECHNICAL DETAILS: see the product label.



CE The EU declaration of conformity can be downloaded from the website www.marecoluce.it

IP67 Protected against the infiltration of dust, solid objects and humidity.

Drive over, max. load 2000Kg-20Km/h

Minimum distance to keep from the illuminated objects.

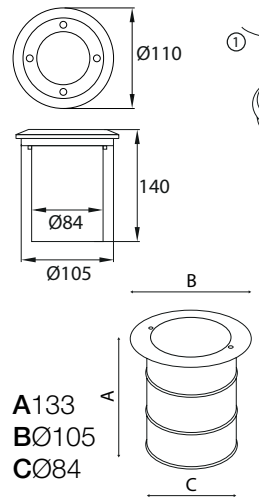
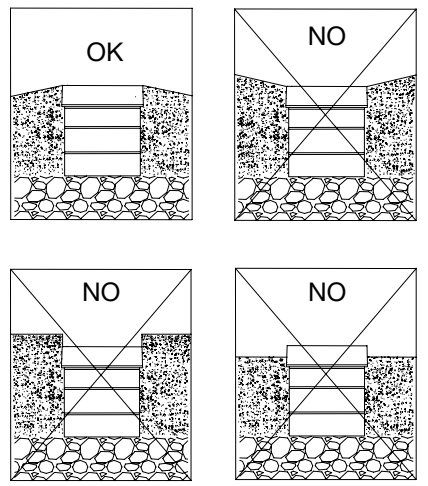
This product must not be disposed as a normal household waste.

GENERAL MAINTENANCE RECOMMENDATIONS

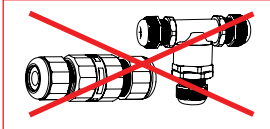
- CLEAN THE EXTERIOR PART OF THE LUMINAIRE PERIODICALLY IN ORDER TO REMOVE POSSIBLE DIRT DEPOSITS FROM THE DIFFUSER AND THE FRAME.
- DO NOT USE HARSH DETERGENTS OR HIGH-PRESSURE CLEANER TO CLEAN THE DIFFUSER AND THE FRAME.
- CHECK THE TIGHTNESS OF THE SCREWS SECURING THE LUMINAIRE (2,5 NM).
- IT IS RECOMMENDED THE USE OF SILICONE GREASE ON THE CLOSING SCREWS THREADS TO MAKE FUTURE MAINTENANCE EASY.
- CHECK THE INTEGRITY OF THE COMPONENTS, IN CASE OF DAMAGE REPLACE THEM WITH ORIGINAL MARECO LUCE SPARE PARTS ONLY.
- CHECK THE INTEGRITY AND THE FLEXIBILITY OF THE GASKETS, WHICH MUST NOT BE HARDENED, BROKEN OR DAMAGED.

INSTRUCTIONS FOR CEMENTING THE RECESSED BOX:

1. Lay at least 20cm of draining material at the bottom of the hole to allow the water outflow.
2. Fill the hole with water and make sure that it flows within 30 minutes. If this is not the case, a further drainage is necessary (e.g. a draining pipe).
3. Place the recessed box and cement it flush with the mounting surface.
4. Clean the inside part of the recessed box and install the luminaire.



ATTENTION:
Optional accessories
CANNOT be stored
inside the article.



WARNINGS:

- THE SAFETY OF THIS PRODUCT IS GUARANTEED ONLY WITH THE RESPECT OF THE EXISTING RULES ABOUT THE ELECTRICAL SYSTEMS AND WITH THE APPROPRIATE USE OF THESE INSTALLATION INSTRUCTIONS, THEREFORE IT IS NECESSARY TO KEEP THEM.
- THE IMPROPER USE OF THIS PRODUCT IS FORBIDDEN. ANY TAMPERING WITH, OR MODIFICATION THAT IS NOT AUTHORIZED BY MARECO LUCE CAN CAUSE DAMAGES TO PEOPLE, ANIMALS OR THINGS, AND WILL VOID ANY WARRANTY OR LIABILITY OF THE MANUFACTURER.
- SWITCH OFF THE ELECTRICITY BEFORE CONDUCTING ANY KIND OF MAINTENANCE.
- THE INSTALLATION MUST BE CARRIED OUT BY PROFESSIONAL INSTALLERS IN A WORKMANLIKE MANNER
- DO NOT INSTALL THE LUMINAIRE IN DIPS OR IN WATER STAGNATION POINTS.
- THE RECESSED BOX IS PART OF THE LUMINAIRE, AND THEREFORE IT IS COMPULSORY.
- THE DRAINAGE OF THE RECESSED BOX IS COMPULSORY. IN CASE OF FULL CONCRETE INSTALLATION IT IS NECESSARY TO USE A DRAINING PIPE.
- DO NOT USE TOOLS TO REMOVE THE DIFFUSER TO AVOID TO DAMAGE THE GASKET.
- THE LUMINAIRE MUST BE CONNECTED TO THE EARTH CIRCUIT OF THE ELECTRICAL SYSTEM.
- NO PART OF THE LUMINAIRE NOT SHELTERED BY THE RECESSED BOX MUST BE IN DIRECT CONTACT WITH THE GROUND OR WITH HARSH CHEMICALS, ANTIFREEZING LIQUIDS AND SALTY ENVIRONMENTS.
- DO NOT COVER THE VISIBLE PARTS OF THE LUMINAIRE.
- DO NOT INSTALL THE PRODUCT DURING RAINY, FOGGY OR HIGHLY HUMID DAYS..
- IN CASE OF DAMAGED COMPONENTS, THEY MUST BE REPLACED WITH MARECO LUCE SPARE PARTS BEFORE SWITCHING ON THE LUMINAIRE.
- THE MAXIMUM TEMPERATURE DETECTED ON THE DIFFUSER CONCERNS A LAMP WITH A WIDE LIGHT BEAM; IN CASE OF LAMPS WITH NARROW BEAMS THE TEMPERATURE WILL BE HIGHER.

