


Use and maintenance instructions


Coled T.P.

Outdoor luminaire suitable for installation on poles Ø60mm

TECHNICAL DETAILS: please refer to the product label

 The UE declaration of conformity can be downloaded from our website www.marecoluce.it

IP65 Protection degree against dust ingress, solid particles, moisture

 Caution, risk of electrical shock

 This product must not be disposed as a normal household waste

WARNINGS:

- THE SAFETY OF THIS PRODUCT IS GUARANTEED ONLY WITH THE RESPECT OF THE EXISTING RULES FOR THE ELECTRICAL SYSTEMS, AND WITH THE APPROPRIATE USE OF THESE INSTALLATION INSTRUCTIONS, THEREFORE IT IS NECESSARY TO KEEP THEM.
- THE IMPROPER USE OF THIS PRODUCT IS FORBIDDEN; ANY TAMPERING WITH THE PRODUCT OR MODIFICATION OF THE PRODUCT THAT IS NOT AUTHORIZED BY MARECO LUCE CAN CAUSE DAMAGE TO PEOPLE, ANIMALS OR THINGS, AND WILL VOID ANY WARRANTY OR LIABILITY.
- SWITCH OFF THE ELECTRICITY BEFORE CONDUCTING ANY KIND OF MAINTENANCE.
- THIS PRODUCT IS SUITABLE FOR OUTDOOR INSTALLATION ONLY.
- THE PRODUCT MUST BE INSTALLED IN ACCORDANCE WITH BEST PRACTICE.
- DAMAGED COMPONENTS MUST BE REPLACED WITH MARECOLUCE ORIGINAL SPARE PARTS.
- DO NOT PLACE ANY OBJECT ON THE TOP OF THE LUMINAIRE AND DO NOT COVER THE DIFFUSER IN ANY WAY.
- IN CASE OF DAMAGED COMPONENTS, REPLACE THE WHOLE LUMINAIRE.

GENERAL MAINTENANCE RECOMMENDATIONS:

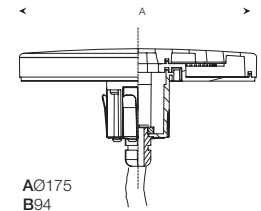
- THE BASE AND THE OTHER PARTS OF THE PRODUCT CANNOT BE COVERED BY SOIL OR PUT IN CONTACT WITH AGGRESSIVE CHEMICAL SUBSTANCES (HERBICIDES, FERTILIZINGS, ETC).
- CLEAN THE FITTING PERIODICALLY TO REMOVE POSSIBLE DIRT/GROUND DEPOSITS
- DO NOT USE HARSH DETERGENTS TO CLEAN THE DIFFUSER
- CHECK THE TIGHTNESS OF THE SCREW SECURING THE FITTING.
- CHECK THE INTEGRITY OF THE FITTING COMPONENTS: REPLACE THEM IN CASE OF DAMAGE BY USING ONLY ORIGINAL MARECO LUCE PARTS
- CHECK THE PLASTIC CASINGS CAREFULLY IN ORDER TO IDENTIFY ANY POSSIBLE INSULATION DAMAGE.

INSTALLATION INSTRUCTIONS:

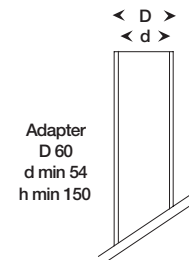
1. Connect the cable out of the fitting (1) to the main supply by respecting the polarities and by making sure the connect the earth cable.

CAUTION: For a correct installation, we recommend to ensure a watertight connection between the supply cables and to use only a flexible double insulation sheath (type HAR) or one suitable for outdoor use.

2. Insert the luminaire on the pole.



Installation on poles



Adapter
D 60
d min 54
h min 150

Size in mm

